







# Year 3 Overview: Autumn 1 term 2023 [\\*click on blue text to link to further information](#)

## Self-worth

## Engagement

## Purpose

English	Values	Physical Education
 <p><b>The True Story of the Three Little Pigs</b> by Jon Scieszka</p> <p>‘You may think you know the story of the Three Little Pigs and the Big Bad Wolf - but only one person knows the real story. And that person is A. Wolf. His tale starts with a birthday cake for his dear old granny, a bad head cold and a bad reputation. The rest (as they say) is history. A hilariously inventive retelling of the popular Three Little Pigs.’</p> <p><b>We will be reading this book in our class and will respond by:</b></p> <ul style="list-style-type: none"> <li>• Quick re-visit of the Year 2 Summer curriculum to determine any gaps.</li> <li>• Looking at a variety of sentence structures and how they impact our writing.</li> <li>• Re-writing our own version of the Three Little Pigs.</li> <li>• Revisiting phonic knowledge.</li> </ul>	 <p>Our learning skill focus this half term is...</p> <p><b>TEAM WORK</b></p> <p>...where we will be looking at what it means to work in a team, and why it is beneficial for us to belong.</p>	<p>In PE and games this term, we will be working to develop our fundamental movement skills, through small-sided games focusing on throwing and catching.</p>  <p>In gymnastics this term, we will be working on <b>developing balance, core strength and coordination.</b></p>
	<h3>Maths</h3>	<h3>Creative</h3>
<p><b>Driving Question: How can we, as engineers, defend our coastline from erosion?</b></p> <p><b>This half term, we will be:</b></p> <ul style="list-style-type: none"> <li>• Using an atlas to locate <a href="#">*continents</a> and <a href="#">*oceans</a>.</li> <li>• Learning about coastal erosion as part of our physical geography.</li> </ul> <p>Click here to see the <a href="#">Learning Journey Map</a></p>	<p>In maths, we will be recapping the Year 2 curriculum and then we will focus upon the following areas throughout the term:</p>  <p><b>PLACE VALUE:</b></p> <ul style="list-style-type: none"> <li>*Understanding hundreds, tens and ones.</li> <li>*Representing, counting, ordering and comparing numbers to 1,000.</li> <li>*Finding 1, 10, 100 more or less than a given number.</li> </ul>	<p><b>ART:</b></p> <p><b>Driving Question: How can we, as artists, capture the beauty of our local area?</b></p> <p>We will explore the work of local artist <a href="#">*Peter Dorey</a>, with particular emphasis on their painting, Red Night. Using our observational and blending skills we will create our own sunset scenes of Poole Harbour using paint.</p> <p><b>MUSIC:</b></p> <p>To learn the song <a href="#">*‘Spread my Wings’</a> from the film Inside Out. To perform in a group and the use of body percussion to help with rhythm.</p> <p><b>SPANISH:</b></p> <p>In Year Three we will begin learning the ‘Modern Foreign Language’ Spanish. We will focus this term on speaking, listening and reading:</p> <p><b>Greetings, numbers to 10 and days of the week</b></p>  <p><a href="#">*Duo Lingo</a> is a great free app to begin learning Spanish.</p>
<h3>Geography</h3>	<h3>SMSC &amp; British Values</h3>	<h3>Computing</h3>
<p>As well as being critical for everyday life, knowledge of multiplication tables helps children to solve problems quickly and flexibly, and allows them to tackle more complex mathematics later on in school.</p> <p>In school, we continue to teach and practise times tables at every opportunity. Each child has their own <a href="#">*TT Rockstars</a> login, which they can use at home, and you can support your child further through quick-fire questioning or using a flashcard approach.</p>	<p><b>Being Me in My World (*JIGSAW):</b></p> <p>This term, we will focus on: getting to know each other, making our school community a better place, thinking about everyone’s right to learn and considering others feelings.</p> 	<p><b>E-Safety and Digital Presentation:</b></p> <p>This term we will focus on e-safety, understanding how and why it is important to stay safe online.</p> <p>We will also be using Google slides to create a presentation which includes photos and information downloaded from the internet.</p>